

Scaled data based on original data using  
LM-79-08 Approved Method: Electrical and Photometric Measurements of Solid-  
State Lighting Products

Test Report Prepared for  
Cooper Lighting Solutions  
(formerly Eaton)

Brand: INVUE

Report Number: P401360

Luminaire Tested: **ENC-SA1C-760-U-SL2**

Issue Date: 5/20/2020

**Test Information**

Test Method: LM-79-08  
Report Number: P401360  
TEST IS SCALED FROM IESNA LM-79-08 TEST DATA (G1-2004-754-1)  
Test Lab: INNOVATION CENTER  
Issue Date: 5/20/2020  
Manufacturer: COOPER LIGHTING SOLUTIONS (FORMERLY EATON)  
Product Line: INVUE  
Catalog Number: ENC-SA1C-760-U-SL2  
Description: ENTRI LED LUMINAIRE  
(1) 70 CRI, 5700K, 615mA LIGHTSQUARE WITH 16 LEDS AND TYPE II SPILL LIGHT ELIMINATOR OPTICS  
Light Source: -  
Ballast/Driver: ELECTRONIC DRIVER

**Summary**

Lumens per Lamp: N/A  
Luminaire Lumens: 4456 lumens  
Efficiency: N/A  
Efficacy: 133.8 lumens/watt  
Luminous Opening: Rectangular (W 0.5' x L: 0.5' x H: 0')  
IES Classification: Type III - Medium - Non-Cutoff  
BUG Rating: B1 - U0 - G1

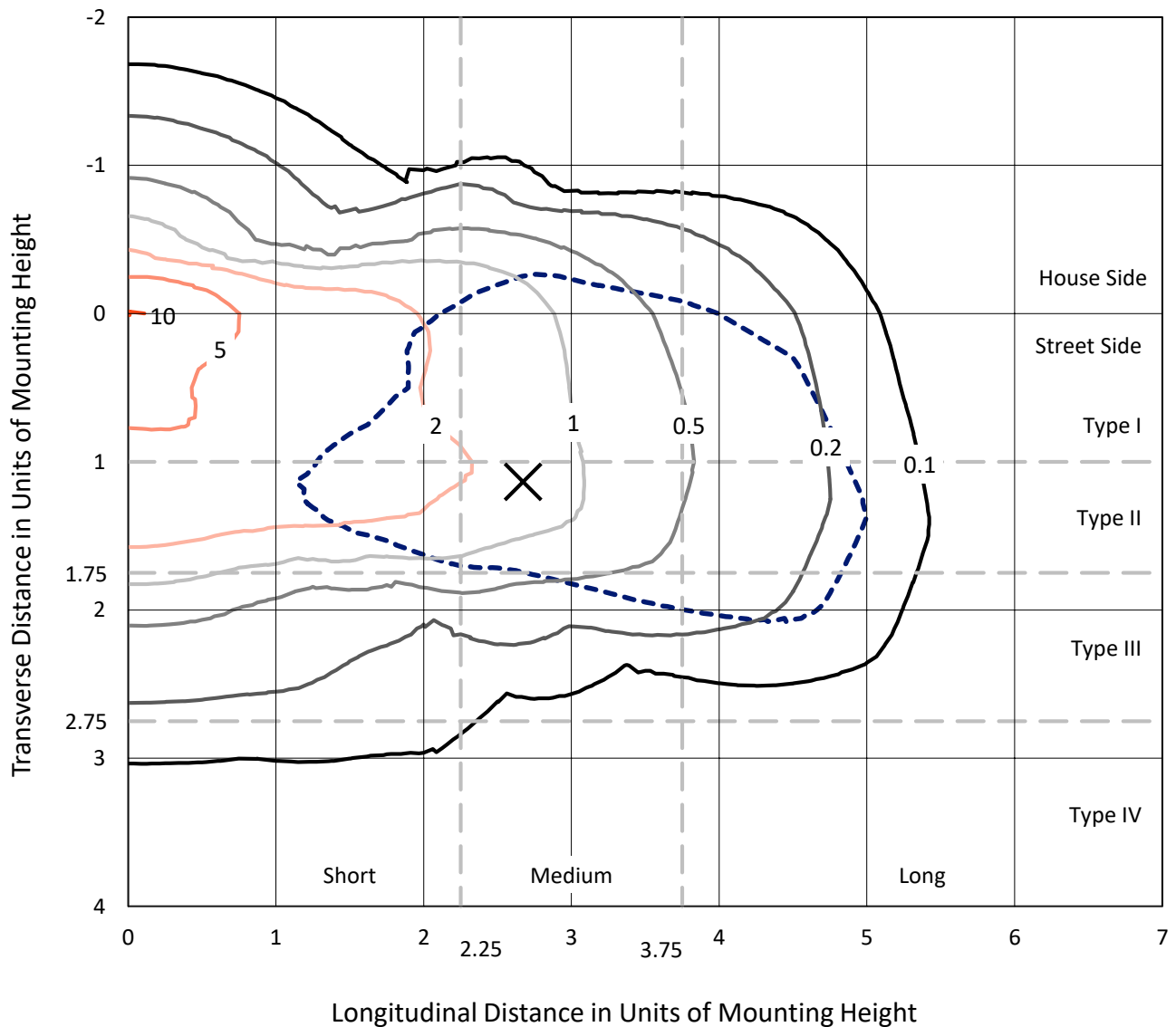
Input Watts (W): 33.3  
Input Voltage (V): NR  
Input Current (Ain): NR  
Voltage Rise (V): NR  
Power Factor: NR  
Total Harmonic Distortion (THDi): NR  
Frequency (hertz): 60  
Stabilization Time: NR  
Operation Time: NR  
Ambient Temperature (°C): NR  
Test Distance: 25 FT



REPORT NUMBER: P401360  
 CATALOG NUMBER: ENC-SA1C-760-U-SL2

### Iso-Footcandle Lines of Horizontal Illumination

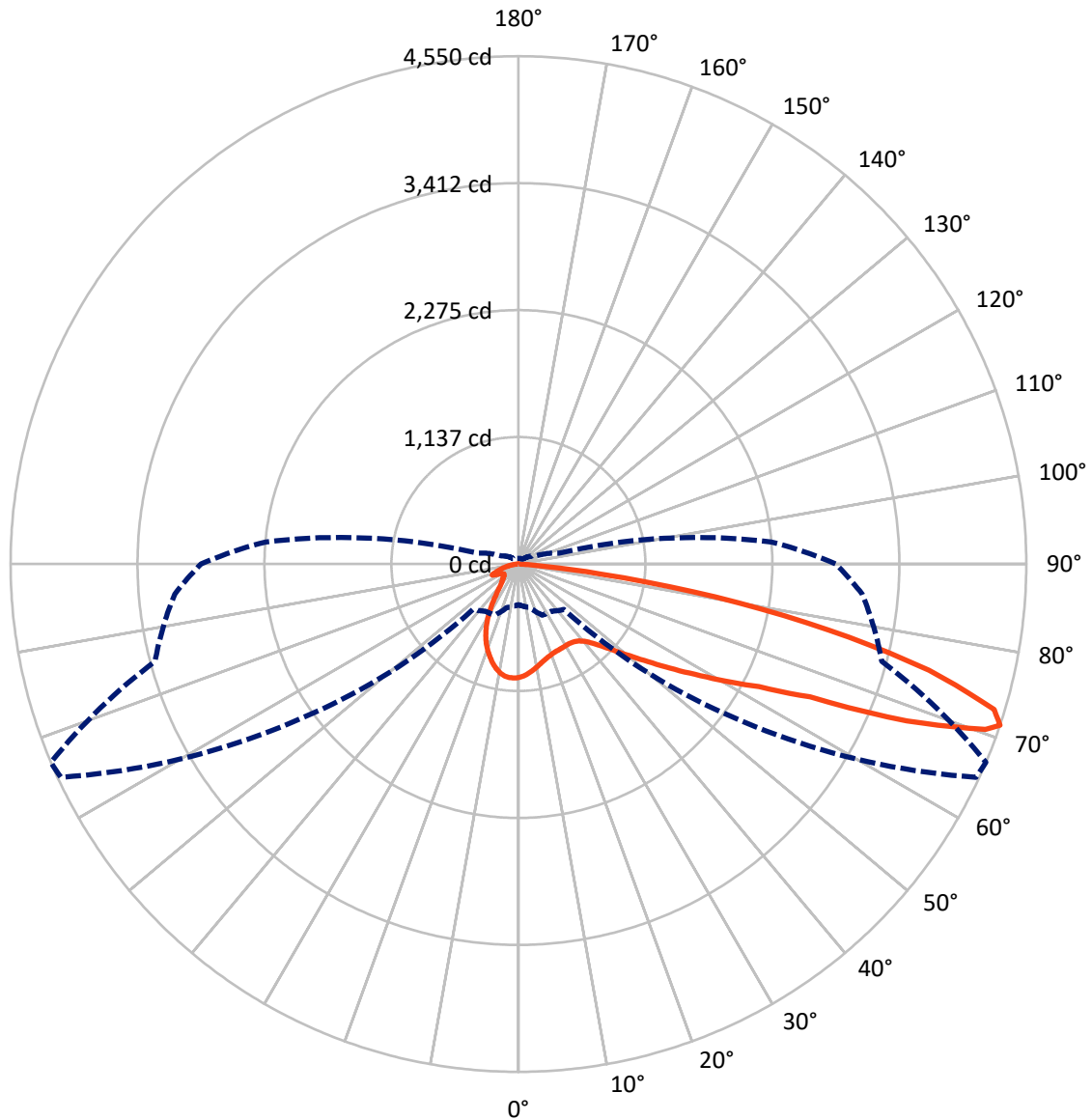
× Max cd  
 - - - 1/2 Max cd



Based on 10 foot mounting height. Maximum calculated value = 10.2 fc  
 Type III - Medium - Non-Cutoff

REPORT NUMBER: P401360  
CATALOG NUMBER: ENC-SA1C-760-U-SL2

### Luminous Intensity Polar Plot



— Vertical Plane Through 67-Deg Lateral      - - - Horizontal Cone Through 71-Deg Vertical

REPORT NUMBER: P401360

CATALOG NUMBER: ENC-SA1C-760-U-SL2

**FLUX DISTRIBUTION:**

		Downward	Upward	Total
<b>House Side</b>	Lumens	912.9	0.0	912.9
	% Fixture	20.5	0.0	20.5
<b>Street Side</b>	Lumens	3543.1	0.0	3543.1
	% Fixture	79.5	0.0	79.5
<b>Total</b>	Lumens	4456.0	0.0	4456.0
	% Fixture	100.0	0.0	100.0

**Coefficient of Utilization**

**ZONAL LUMENS:**

Zone	Lumens	% Fixture
0°-10°	90.0	2.0
10°-20°	221.3	5.0
20°-30°	298.7	6.7
30°-40°	393.5	8.8
40°-50°	560.4	12.6
50°-60°	856.1	19.2
60°-70°	1069.0	24.0
70°-80°	862.9	19.4
80°-90°	104.0	2.3
90°-100°	0.0	0.0
100°-110°	0.0	0.0
110°-120°	0.0	0.0
120°-130°	0.0	0.0
130°-140°	0.0	0.0
140°-150°	0.0	0.0
150°-160°	0.0	0.0
160°-170°	0.0	0.0
170°-180°	0.0	0.0
0°-90°	4456.0	100.0
0°-180°	4456.0	100.0



REPORT NUMBER: P401360

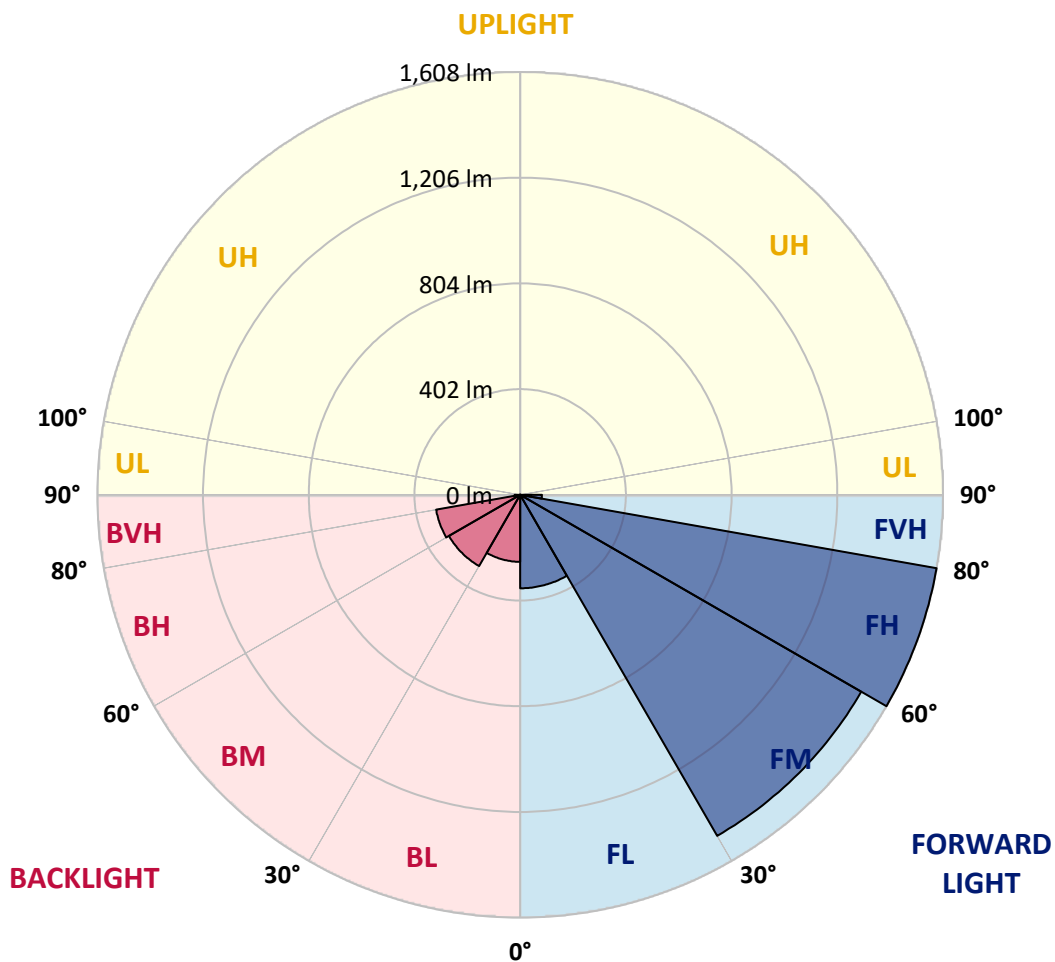
CATALOG NUMBER: ENC-SA1C-760-U-SL2

**LUMINAIRE CLASSIFICATION SYSTEM LUMEN TABLE AND BUG RATING:**

Zone		Lumens	% Fixture	Zone Rating/Lumen Limit		
				B	U	G
FL	(0°-30°)	355.3	8.0			
FM	(30°-60°)	1497.3	33.6			
FH	(60°-80°)	1607.5	36.1			G1/1800
FVH	(80°-90°)	82.9	1.9			G1/100
BL	(0°-30°)	254.7	5.7	B1/500		
BM	(30°-60°)	312.7	7.0	B1/1000		
BH	(60°-80°)	324.4	7.3	B1/500		G1/500
BVH	(80°-90°)	21.1	0.5			G1/100
UL	(90°-100°)	0.0	0.0		U0/0	
UH	(100°-180°)	0.0	0.0		U0/0	

**BUG Rating: B1-U0-G1**

Type III Medium





REPORT NUMBER: P401360

CATALOG NUMBER: ENC-SA1C-760-U-SL2

**CANDELA DISTRIBUTION (FULL):**

	0°	5°	15°	25°	35°	45°	55°	65°	67°	75°	85°
0°	1016.1	1016.1	1016.1	1016.1	1016.1	1016.1	1016.1	1016.1	1016.1	1016.1	1016.1
2.5°	958.4	962.8	963.5	972.5	975.7	985.9	991.7	1001.3	1002.6	1008.4	1012.2
5°	896.1	896.8	900.6	908.3	920.5	939.1	953.2	977.0	981.4	998.1	1012.9
7.5°	840.3	843.5	849.9	861.5	875.6	897.4	919.2	951.9	958.4	985.3	1013.5
10°	802.5	805.7	810.8	823.6	837.8	862.1	888.4	926.3	933.3	970.5	1011.6
12.5°	772.3	775.5	779.4	793.5	808.9	833.3	860.2	902.5	909.6	952.6	1007.1
15°	752.4	753.1	758.2	769.8	787.1	810.8	837.8	881.4	889.7	938.5	1005.8
17.5°	740.3	741.5	746.0	755.0	770.4	793.5	819.8	864.1	873.7	926.9	1006.5
20°	740.9	742.2	744.7	748.0	758.9	778.7	806.3	851.2	860.9	919.9	1011.0
22.5°	754.4	755.0	755.6	751.2	755.0	769.1	796.1	842.2	852.5	916.7	1016.1
25°	780.0	780.0	778.7	768.5	760.1	765.9	790.3	839.0	849.3	914.1	1021.2
27.5°	815.3	817.9	811.5	799.3	780.0	770.4	789.0	836.5	846.7	914.1	1023.8
30°	863.4	864.7	862.1	846.1	814.7	788.4	792.9	834.6	844.8	912.8	1024.4
32.5°	912.2	916.0	919.2	905.1	867.3	820.4	808.3	837.1	846.1	912.2	1022.5
35°	961.6	964.1	979.5	977.0	935.9	868.5	833.3	847.4	855.1	915.4	1023.8
37.5°	1003.9	1009.7	1032.1	1049.4	1017.4	934.0	876.2	869.8	874.3	931.4	1030.8
40°	1049.4	1057.8	1091.1	1123.9	1109.7	1016.1	937.2	910.2	909.0	960.9	1048.2
42.5°	1100.8	1110.4	1153.4	1200.8	1205.3	1120.6	1018.7	967.3	966.1	1011.6	1086.0
45°	1161.1	1170.0	1228.4	1284.9	1312.4	1237.4	1118.7	1048.2	1048.8	1082.2	1146.3
47.5°	1235.5	1249.6	1306.0	1377.9	1427.3	1368.9	1240.0	1161.1	1155.9	1188.6	1245.1
50°	1340.0	1351.6	1398.4	1468.3	1554.9	1528.0	1392.6	1297.0	1293.2	1308.6	1377.2
52.5°	1449.7	1453.6	1476.0	1548.5	1694.1	1721.1	1580.6	1465.8	1451.0	1459.3	1541.4
55°	1456.1	1464.5	1479.2	1571.0	1819.2	1952.6	1787.8	1664.6	1645.4	1639.6	1728.1
57.5°	1322.7	1336.2	1355.4	1474.1	1824.3	2220.1	2082.2	1896.8	1862.2	1833.3	1927.6
60°	1039.8	1057.1	1092.4	1238.0	1694.1	2372.8	2573.6	2157.3	2126.5	2028.3	2122.6
62.5°	751.8	758.9	792.9	858.3	1344.5	2381.8	3085.5	2497.2	2420.9	2218.2	2290.7
65°	605.5	617.1	627.4	626.7	796.1	2112.4	3425.4	3102.1	2871.9	2430.5	2475.4
67.5°	499.1	502.9	527.9	571.5	541.4	1304.7	3459.4	3986.1	3752.6	2716.6	2694.8
70°	417.0	418.2	443.3	521.5	518.3	673.5	2900.7	4494.8	4438.3	3186.2	3038.0
71°	365.0	375.9	403.5	504.8	515.7	575.4	2464.5	4521.7	4549.9	3370.3	3091.2
72.5°	287.4	287.4	326.5	463.1	520.2	531.1	1816.0	4374.8	4456.3	3579.4	2998.9
75°	168.7	167.4	188.6	322.7	531.8	529.2	991.7	3635.8	3800.7	3617.2	2775.6
77.5°	94.9	96.9	108.4	179.6	422.1	508.0	569.6	2647.3	2841.7	3025.8	2347.1
80°	43.6	46.2	54.5	87.2	248.9	438.8	406.7	1719.1	1792.9	1818.6	1109.1
82.5°	11.5	12.8	16.7	33.4	96.2	298.9	300.8	719.7	743.5	429.8	238.0
85°	0.0	0.0	0.0	0.0	1.3	36.6	85.3	129.6	107.8	57.1	48.8
87.5°	0.0	0.0	0.0	0.0	0.0	1.3	1.9	2.6	2.6	2.6	3.2
90°	0.0	0.0	0.0	0.0	0.0	0.0	0.0	0.0	0.0	0.0	0.0



REPORT NUMBER: P401360

CATALOG NUMBER: ENC-SA1C-760-U-SL2

**CANDELA DISTRIBUTION (continued):**

	90°	95°	105°	115°	125°	135°	145°	155°	165°	175°	180°
0°	1016.1	1016.1	1016.1	1016.1	1016.1	1016.1	1016.1	1016.1	1016.1	1016.1	1016.1
2.5°	1015.4	1018.0	1022.5	1021.9	1020.6	1012.9	1017.4	1012.9	1012.2	1010.3	1011.0
5°	1018.0	1021.9	1024.4	1018.7	1009.0	992.4	986.6	971.8	962.2	957.1	954.5
7.5°	1021.9	1024.4	1023.1	1007.1	982.1	950.7	923.7	902.5	880.1	876.2	875.0
10°	1021.9	1024.4	1014.2	983.4	940.4	891.0	849.9	815.3	780.7	767.8	769.8
12.5°	1019.3	1020.6	996.8	947.4	885.2	817.9	760.1	703.0	658.8	631.8	626.7
15°	1017.4	1015.4	973.7	902.5	819.8	736.4	649.2	572.2	519.6	484.3	479.8
17.5°	1017.4	1010.3	946.2	851.2	748.6	633.8	518.3	434.9	376.5	356.0	355.4
20°	1018.7	1003.3	916.7	798.0	660.1	511.9	386.8	315.6	293.8	290.6	291.2
22.5°	1019.9	993.6	884.6	737.7	561.3	381.7	276.5	250.8	252.7	260.4	259.8
25°	1018.7	980.8	846.7	670.3	453.5	275.2	223.2	216.8	228.4	237.3	239.9
27.5°	1015.4	964.1	806.3	590.2	345.8	216.8	195.0	194.4	205.9	214.3	213.6
30°	1005.8	944.2	759.5	505.5	249.5	184.7	175.8	177.7	185.4	193.1	193.1
32.5°	995.6	921.8	710.1	413.1	191.8	167.4	164.2	164.9	170.0	175.8	175.1
35°	984.7	900.0	659.4	316.9	168.1	157.2	155.9	155.2	157.2	158.4	158.4
37.5°	978.2	880.7	603.6	238.6	155.2	150.7	148.2	145.6	145.0	143.7	142.4
40°	980.8	867.9	549.7	184.7	147.5	143.7	139.8	136.0	133.4	132.1	131.5
42.5°	998.8	864.1	490.1	159.1	140.5	137.3	132.1	125.7	123.2	123.2	122.5
45°	1040.5	875.6	434.3	146.3	134.1	130.2	121.9	117.4	115.5	116.1	116.1
47.5°	1105.9	908.3	384.2	139.8	129.6	123.8	114.2	109.7	108.4	109.0	109.0
50°	1204.0	969.9	332.9	134.1	124.4	116.7	108.4	103.3	101.4	101.4	101.4
52.5°	1347.7	1071.3	295.7	130.2	120.0	111.0	102.6	96.9	94.3	94.3	93.7
55°	1522.8	1203.4	281.6	127.7	114.2	105.8	96.9	91.1	87.2	86.0	86.6
57.5°	1714.6	1374.7	302.1	127.0	107.8	100.1	91.1	84.0	80.2	79.5	78.9
60°	1912.2	1544.7	361.1	123.8	102.6	93.0	84.7	78.3	74.4	73.1	72.5
62.5°	2082.8	1714.0	458.7	121.2	98.8	86.6	77.6	71.8	68.6	66.7	66.7
65°	2288.8	1908.4	607.5	124.4	96.9	80.2	71.2	66.1	63.5	61.6	61.6
67.5°	2569.7	2196.4	720.4	139.8	101.4	75.1	64.1	60.3	58.4	57.1	57.1
70°	2846.2	2358.0	501.0	164.2	112.9	70.6	57.7	55.2	53.9	52.6	52.6
71°	2842.3	2271.4	376.5	170.0	116.7	69.3	55.2	53.2	52.0	51.3	50.7
72.5°	2699.9	2064.9	270.1	164.9	114.8	65.4	52.0	50.0	48.8	48.8	48.1
75°	2421.5	1819.8	211.0	137.9	96.2	58.4	46.2	44.9	43.6	43.0	43.6
77.5°	1984.1	1456.1	166.1	109.0	73.1	48.1	41.1	39.1	38.5	37.8	38.5
80°	911.5	634.4	121.2	84.7	54.5	38.5	34.6	34.0	33.4	32.7	32.7
82.5°	219.4	177.7	64.8	56.4	37.2	29.5	27.6	27.6	27.6	26.9	26.9
85°	48.1	48.1	26.3	26.3	22.5	20.5	21.8	21.8	21.8	20.5	20.5
87.5°	2.6	7.7	8.3	12.2	12.8	12.2	14.8	15.4	14.8	14.1	13.5
90°	0.0	0.0	0.0	0.0	0.0	0.0	0.0	0.0	0.0	0.0	0.0

(END OF REPORT)